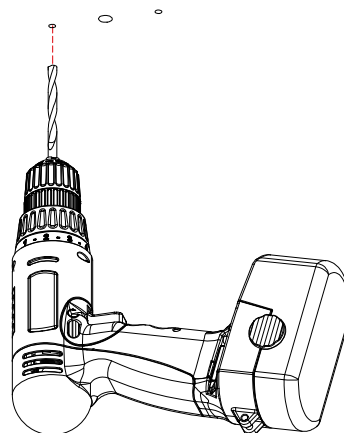
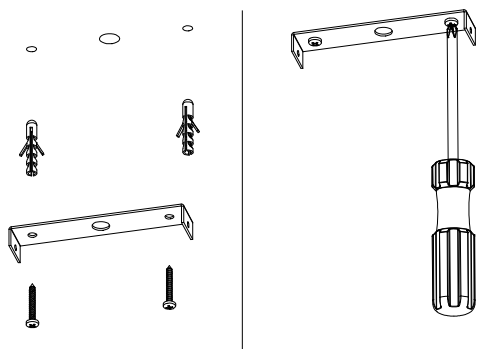


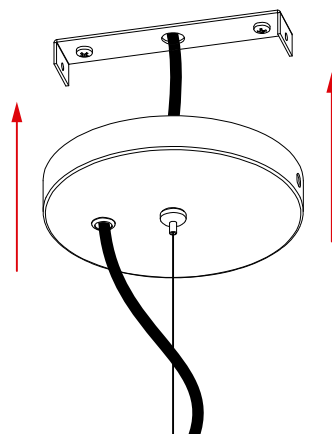
1 - Para instalação em gesso, drywall e marcenaria, marque o teto utilizando a travessa da canopla como gabarito;



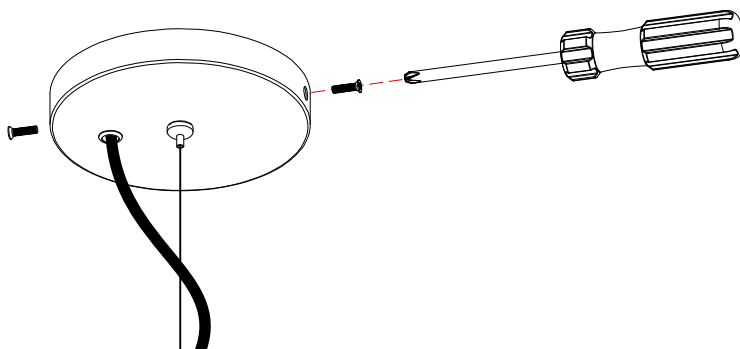
2 - Faça os furos;



3 - Coloque as buchas e prenda a travessa com os parafusos;



4 - Conecte a canopla com a travessa;



5 - Aparafuse com os furos nas laterais.